

# welcome to kindergarten!



by Angie Stewart 2013

ymca



Dear Kindergarten Families,

Welcome to Kindergarten! We are excited to have you begin school at Jefferson Elementary this fall. Kindergarten is an exciting time in a child's education experience, and we are excited to share in this important time with you.

To help you get ready for school, this packet contains some work for you and your child to do during summer. These quick, and easy activities will help your child develop some important skills to help them be successful learners as they enter Kindergarten this upcoming August.

Please bring your completed packet to your teacher at the beginning of the year to receive a special prize from your teacher. This is to say thank you for your hard work on getting ready for Kindergarten.

Have fun and we look forward to seeing you again in August for school!

Have a nice summer!

Jefferson Elementary Kindergarten Teachers

Packet Credits go to:

- \* Murray School District (McMillan Elementary)
- \* Jefferson Elementary Kindergarten Teachers



# Skills to Practice Before Kindergarten

☐

Write your first name.

☐

Be able to say your first and last name.

☐

Recognize letters of the alphabet. Use the enclosed flashcards to practice.

☐

Be able to zip up coat and backpack by yourself.

☐

Tie your shoes and dress yourself.

☐


Listen to people read you books.

☐

Recognize numbers 1-10.

☐

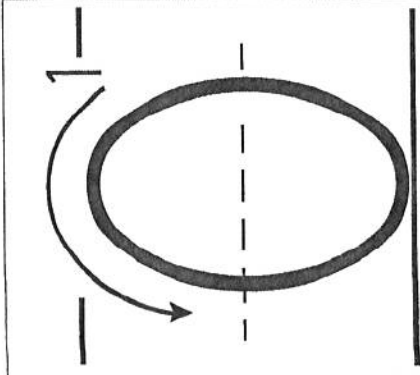
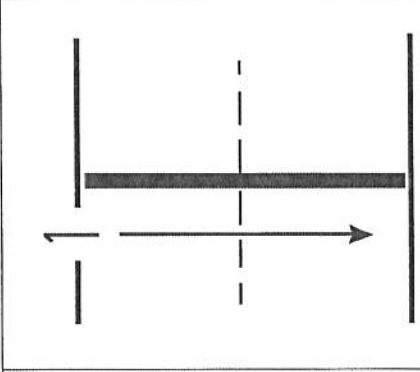
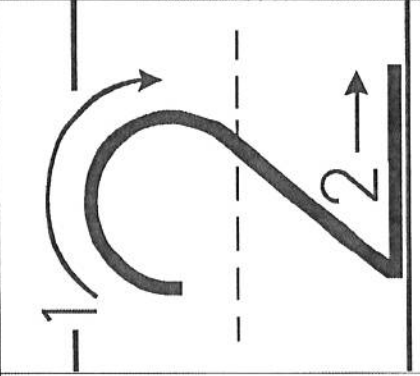
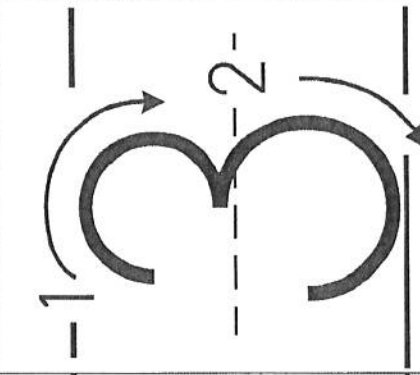
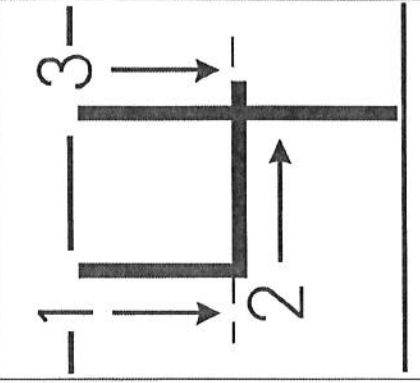
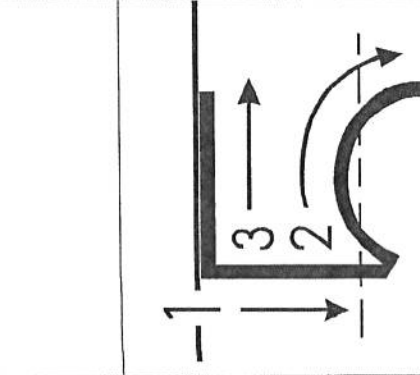
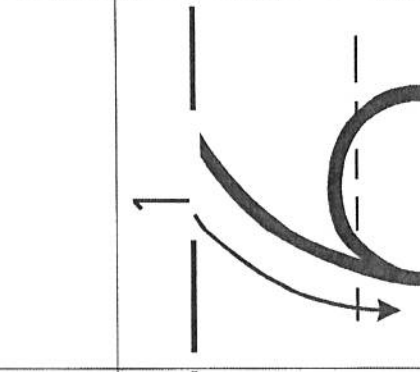
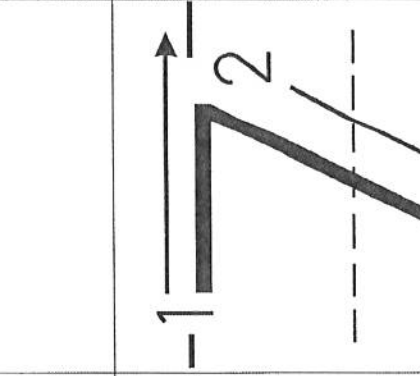
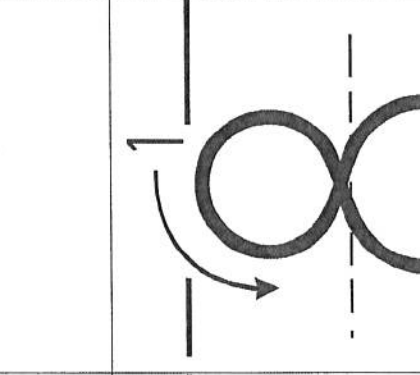
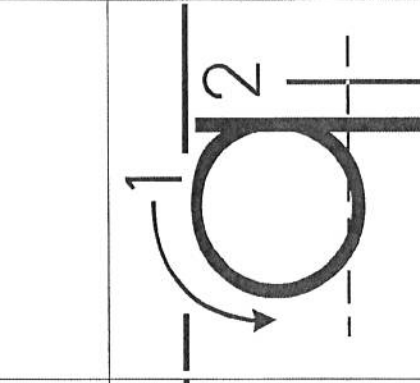
Be able to count to 10.





Dear Parents, We are learning to form our letters correctly. Thank you for helping your child build correct muscle memory in their handwriting.





# Number Writing Directionality

\* It's always important to start from the top!\*







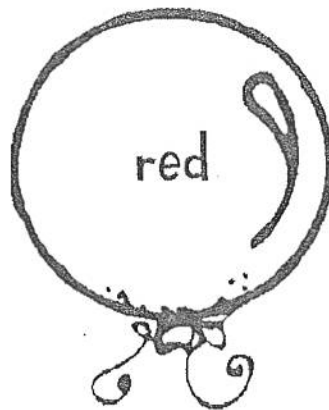
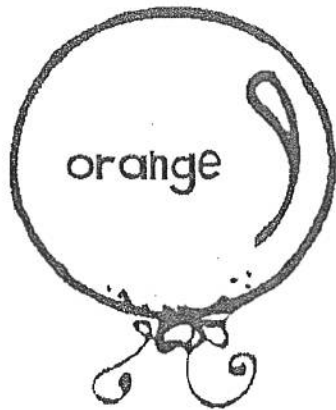
# Practice Tracing Different Kinds of Lines







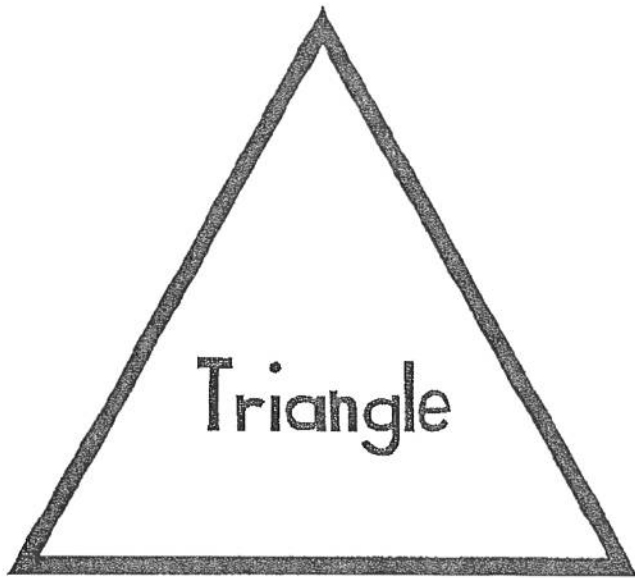
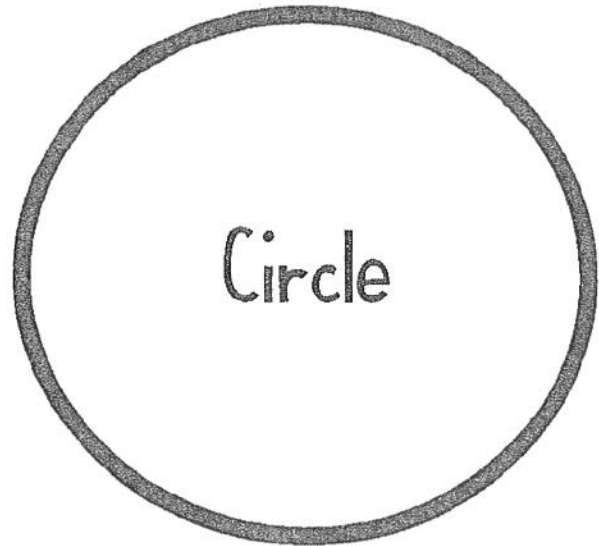

# Identify Colors







Remember to color in the lines!




# Identify Shapes




Cut the shapes out and glue  
them on the next page.




# Practice Counting Objects in Rows



# Practice Counting Scattered Objects






Monday	Tuesday	Wednesday	Thursday	Friday
Say the alphabet to 3 people.	Count the spoons in your house.	Tell 3 people your first and last name.	Count to 20.	Find 5 things in your house that are the color red.
Write your first name (only the first letter is uppercase).	Read nursery rhymes.	Tell 3 people your first and last name	Tell someone your favorite story.	Find 5 things in your house that are the color blue.




Monday	Tuesday	Wednesday	Thursday	Friday
Use your alphabet flashcards.	Find 5 things in your house that are the color orange.	Tell someone a story.	Read Nursery Rhymes.	Look for the letter A/a in a magazine, book or newspaper.
Listen to a story.	Say the alphabet 3 times.	Count your fingers and toes.	Look for the letter B/b in a magazine, book, or newspaper.	Find 6 squares in your house.
Practice saying your address.	Count to 20.	Use your alphabet flashcards.	Tell someone a story.	Look for the letter C/c in magazine, book or newspaper.
Write your name with chalk on the sidewalk.	Draw a picture of someone.	Find 5 circles in your house.	Sort 2 handfuls on change (pennies, nickels, etc.).	Look for the letter D/d in magazine, book or newspaper.
Use your alphabet flashcards.	Look for the letter E/e in a magazine, book, or newspaper.	Find 5 triangles in your house.	Hop on one foot.	Count 20 pieces of cereal.




Monday	Tuesday	Wednesday	Thursday	Friday
Look for the letter F/f in a magazine, book, or newspaper.	Use your alphabet flashcards.	Tell someone a nursery rhyme.	Write your name 3 times.	Count the doors in your house.
Practice cutting straight lines.	Look for the letter H/h in a magazine, book, or newspaper.	Count the windows in your house.	Draw a picture of a tree.	Use your number flashcards.
Draw a rectangle.	Listen to a story.	Look for the letter I/i in a magazine, book, or newspaper.	Tell 3 people your phone number.	Say the alphabet 3 times.
Draw a picture of a house.	Look for the letter J/j in a magazine, book, or newspaper.	Tell someone a story.	Count 20 pennies.	Look for the letter K/k in a magazine, book, or newspaper.
Practice tying your shoes.	Find 5 squares in your house.	Write your name 5 times.	Use your number flashcards.	Write numbers 1-10.





Monday	Tuesday	Wednesday	Thursday	Friday
Write your name 3 times.	Practice cutting straight lines.	Practice reading sight words using your flashcards.	Look for the letter L/l in a magazine, book, or newspaper.	Put your alphabet flashcards in order from A-Z.
Tell someone a story.	Practice telling 3 people your phone number.	Look for the letter M/m in a magazine, book, or newspaper.	Find 5 things in your house that are red.	Put your number cards in order from 1-10.
Look for the letter N/n in a magazine, book, or newspaper.	Practice reading sight words using your flashcards.	Count the lights in your house.	Say the alphabet 3 times.	Practice tying your shoes.
Look for the letter O/o in a magazine, book, or newspaper.	Count to 20.	Practice cutting curved lines.	Practice saying your address.	Use your alphabet flashcards.
Count your stuffed animals.	Look for the letter P/p in a magazine, book, or newspaper.	Write your name 5 times.	Use your number flashcards.	Look for the letter S/s in a magazine, book, or newspaper.



# August

Monday	Tuesday	Wednesday	Thursday	Friday
Count the shoes in your closet.	Write your name on the sidewalk with chalk.	Say the alphabet while you jump.	Find 5 things in your house that are the color green.	Listen to a favorite story.
Count a small handful of pennies.	Write your first name 3 times.	Find 5 things in your house that are the color brown.	Count to 20.	Find 5 things in your house that are the color yellow.
Listen to a favorite story.	Find 5 things in your house that are the color black.	Say the alphabet 3 times.	Write your name 3 times.	Find 5 things in your house that are the color purple.

# Number Flashcards

0

1

2

3

4

5

6

7

8

9

10

# Sight Word Flashcards

I

can

see

the

you

we

like

go

Aa



Bb




Cc



Dd



Ee



Ff



Gg



Hh



Ii



Jj



Kk



Ll



Mm



Nn



Oo



Pp



Qq



Rr



Ss



Tt



Uu



Vv



Ww



Xx



Yy



Zz





# How Can I Help My Child Succeed in School?




1. Read to or with your child every night.
2. Help your child with his/her homework every night.
3. Do not talk negatively about your child's teachers or about school.
4. Make sure your child is getting plenty of sleep and is ready for school each day.
5. Teach your child to be responsible for their actions and their school work.
6. Stay involved and feel free to contact your child's teacher with any questions or concerns.
7. Ask your child about school everyday and encourage them to discuss the day.



*"Books may well be the only true magic."*

Alice Hoffman





# Help Your Child Become a Better Reader



## Questions to ask your child while reading fiction text

Who is the main character?

What was the setting?

What was the problem in the story and how was it solved?

What do you predict will happen next in the story?

Why do you think the author chose the title for the story?

Do you like the title of the story? Why or why not?


Can you think of a different title for the story?

Which character from the story would you choose to be your friend? Why?

What part of the story was the most exciting? Why?

Did you like the end? Why or why not?

# Concepts of Print



Concepts about print are learned gradually as the child reads and writes. Shared reading and interactive writing are effective ways to teach these concepts. These can be worked on in a casual way during daily reading aloud time at home. Some of the concepts the students need to learn are


- Where to begin writing or reading going from left to right
- Where to go after the end of the line return sweep
- The print not the picture carries the message
- Word by word pointing one to one correspondence
- Concept of a letter word sentence
- Concept of first and last parts of the word sentence story
- Letter order in words is important
- There are first and last letters in words
- Upper and lower case letters have purpose
- Different punctuation marks have meaning

Some vocabulary to use as you read to your child:

Cover, title, title page, author, illustrator, illustrations, characters, and setting.

Use the following handwriting pages to write your name, letters, and numbers.  
When you are writing, remember to always start writing at the top!

Practice writing your name:



The page contains five sets of handwriting practice lines. Each set consists of three horizontal lines: a solid top line, a dashed middle line, and a solid bottom line. These lines are provided for practicing the formation of letters and numbers, with a specific instruction to start writing at the top of each set.

Practice writing your letters.

A

B

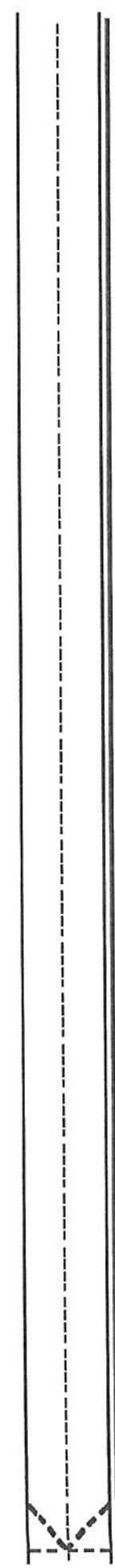
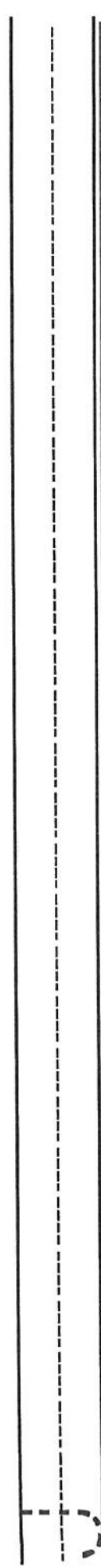
C

D

E

F

G



a

ca

ca

ca

ca

ca

ca

ca



X

X

Z

Practice writing your numbers.

0

1

2

3

ff

oo

so

zn

oo

of

fo